


**MURRAYS motioncutter
artwork guide**




Create your file with
Adobe Illustrator or
Adobe InDesign
Software

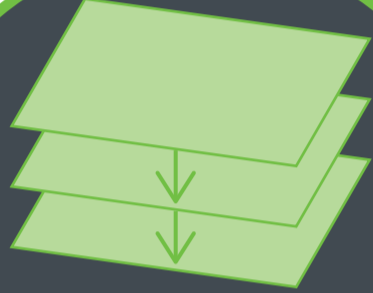
**Your laser files must be
vector outlines**



perforate layers should be
set to 100% cyan
Stroke 0.25



crease layers should be set
to 100% Cyan and
100% Magenta
3 lines 0.25mm
apart



Create separate layers
in your artwork for
each process you
want to use



engrave layers should be
set to 100% Yellow
Stroke 0.25



MURRAYS
THE CREATIVE PRINTERS



640mm
450mm
SRA2

Maximum area of artwork
must fit within an SRA2
sheet size (slightly
bigger than A2)



cut layers should be set to
100% Magenta
Stroke 0.25

